

# DIEPSLOOT COUNSELLING CONTAINER

For the period January - Mid November 2023



## Gender:

- Female 73%
- Male 27%





## Age: (18-50+)

- 0-18 (7%)
- 18-30 (24%)
- 31-40 (31%)
- 41-50 (20%)
- 50+ (18%)

## FACE TO FACE COUNSELLING:



## Top Reasons people seek help from the container:

	<b>32%</b> Relationships
	<b>31%</b> Stress
	<b>13%</b> Social Support
	<b>12%</b> PTSD/Trauma

## Community members reached

- Clinic talks
- Church talks
- Community talks
- Door to door visits

## TOTAL REACH

**10733**




## Number of Support Group Attendees: 240



## Students engaged with at school talks

**4040**



## Stakeholders and GBV forums participants:

**729**

